

## App installation

- 1 Download the app "Voxbi" from App Store
- 2 Enter your mobile phone number
- 3 Contact your local administrator or [support@mixvoip.com](mailto:support@mixvoip.com) to configure the app and provide the following information:
  - your mobile phone number
  - your extension number
  - the desired ring delay option (between your desk phone and mobile)

Simultaneously (recommended)  
On logout  
After 5/8/10/15/18...60 secs



## App overview

- ① **Landline number** displayed on all outgoing calls  
Swipe over the colored stripe to quickly change the profile



- ② **Call history**

- ③ Your mobile, business and favorite **contacts**

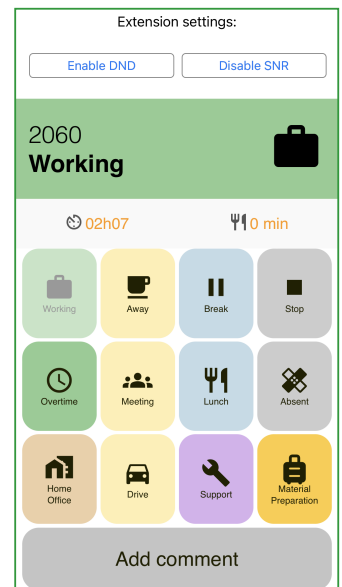
- ④ **Keypad**

- ⑤ **Extension**

Enable DND (Do Not Disturb):  
no desk/mobile phone will ring.  
The weekend button!

Disable SNR (Single Number-  
Reachability): only your desk phone  
will ring

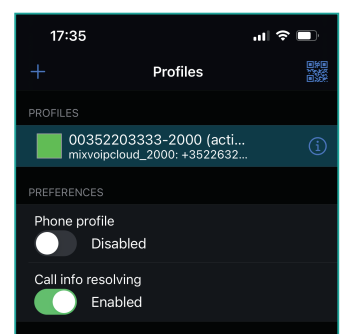
Status changer: Over the extension  
settings, you can change your  
status and see your working time  
for the current day.




- ⑥ **Profiles**

Select the profile you would like to  
call with.

Enable Phone profile:  
you can call contacts registered in  
your mobile phone with the app.



## How to use it



To **place a call**, using your business landline number, open the Voxbi application and dial as you normally would.

Note: it may take a few minutes to be active after configuration

Note: For outgoing calls, the user will see Mixvoip's dial-in number on the screen. This does not affect the dialed target number, the desired destination will still be called with the selected profile.

To **switch devices** during an ongoing call: press ### + the call button on the Voxbi device you want to switch to.

To **transfer a call** to a colleague: press # + his extension n°, present the call, then hang-up.

If your colleague is unavailable, return to the caller by pressing the \* key

To **record a call** during a conversation, **press 99**. You will receive the file by email.

This **option** must be activated by Mixvoip. To do so, please send an email at [support@mixvoip.com](mailto:support@mixvoip.com)

