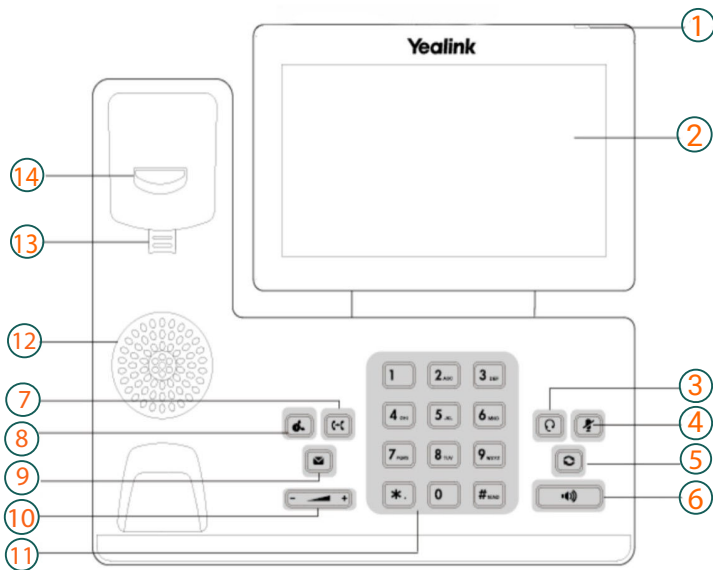














Legend



- 1 : Power LED indicator
- 2 : Touch screen
- 3 : Headset key
- 4 : Mute key
- 5 : Redial key
- 6 : Speakerphone key
- 7 : Transfer key
- 8 : Hold key
- 9 : Message key
- 10 : Volume key
- 11 : Keypad
- 12 : Speaker
- 13 : Reversible Tab
- 14 : Hook

T57W Icons in the Status Bar

	Speakerphone (hands-free) mode
	Unread email
	Voice Mail
	Do Not Disturb (DND)
	Mute
	Phone Lock
	Call Forward
	Handset mode
	Missed calls
	Ringer volume is 0
	Downloading file
	Bluetooth headset is paired and connected

Action keys

- 1 : FWD = forward
- 2 : DND = do not disturb
- 3 : Phonebook
- 4 : Menu

Action keys incoming call

- 1 : Answer
- 2 : FWD = forward
- 3 : Silence
- 4 : Reject

Action keys during a call

- 1 : Transfer
- 2 : Hold
- 3 : Conference
- 4 : End call

Placing a call

To place a call using the handset

- Pick up the handset.
- Enter the number, and tap **Send**.

To place a call using the hands-free (speakerphone) mode :

- With the headset connected, press  to activate the headset mode.
- Enter the number, and tap **Send**.

During a call, you can alternate between the headset, hands-free speakerphone and handset modes by pressing the HEADSET key, the Speakerphone key or by picking up the handset.



Answering a Call

Using the handset: Pick up the handset.



Using the speakerphone: Press 

Using the headset: Press 

Redialing a number



- Press  to enter the **Placed Calls** list, and then tap the desired entry.
- Press  twice when the phone is idle to dial out the last dialed number.

Call Mute and Un-Mute



- Press  to mute the microphone during a call.
- Press  again to un-mute the call.

Call Transfer



Blind Transfer

1. Press  or tap the **Transfer** soft key during a call. The call is placed on hold.
2. Enter the number you want to transfer to.
3. Press 


Semi-Attended Transfer

1. Press  or tap the **Transfer** soft key during a call. The call is placed on hold.
2. Enter the number you want to transfer to and then press
3. Press  or tap the **Transfer** soft key when you hear the ring-back tone.

Attended Transfer

1. Press  or tap the **Transfer** soft key during a call. The call is placed on hold.
2. Enter the number you want to transfer to, and then press
3. Press  or tap the **Transfer** soft key when the second party answers.

Call Conference

1. Tap the **Conference** soft key during an active call. The call is placed on hold.
2. Enter the number of the second party, and then press  or tap **Conference**.
3. Tap the **Conference** soft key again when the second party answers.
All parties are now joined in the conference.
4. Tap the **End Call** soft key to disconnect all parties.